

MODULARES BASICOS

ALTURA DEL PROGRAMA:

ELEVADO 110 CM.

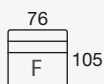
RECLINADO 95 CM.

F: MODULARES FIJOS




Modulo 1 pl. N  
de 66 FIJO

N.F.-1N



Modulo 1 pl. M  
de 76 FIJO

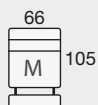
N.F.-1M



Modulo 1 pl. G  
de 86 FIJO

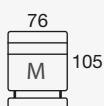
N.F.-1G

M: MODULARES CON MECANISMO RELAX Y MOTOR ELÉCTRICO



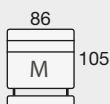
Modulo 1 pl. N  
de 66 RELAX MOTOR

N.M.-1N



Modulo 1 pl. M  
de 76 RELAX MOTOR

N.M.-1M



Modulo 1 pl. G  
de 86 RELAX MOTOR

N.M.-1G



Brazo NOVO  
(Izdo o Dcho)

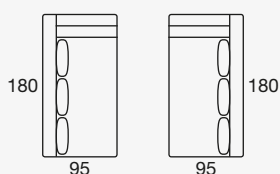
N.BR

MODULARES ESPECIALES

ALTURA DEL PROGRAMA:

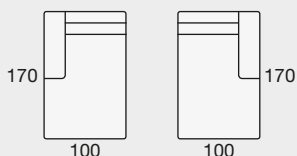
ELEVADO 110 CM.

RECLINADO 95 CM.



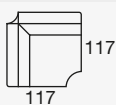
Tumbona rinconera  
de 180x95  
(izda. o dcha.)

N.TUR



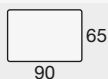
Modulo chaise-longe  
de 170x100  
(izda. o dcha.)

N.CHL



Rinconera recta  
de 117x117

N.R.R.



Puf chaise-longe

CHL



Puf cuadrado

PUF

Funda de Puf

F.P.



Cojín complementario

C.COM