

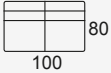
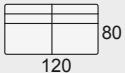




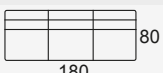


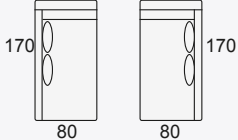





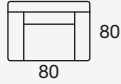


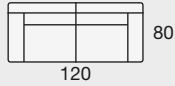
MODULARES  
ALTURA DEL PROGRAMA 88 cm.

	Modulo 1 pl. P de 50	Ñ.1P
	Modulo 1 pl. N de 60	Ñ.1N
	Modulo 2 pl. P de 50	Ñ.2P
	Modulo 2 pl. N de 60	Ñ.2N
	Modulo 2 pl. M de 70	Ñ.2M
	Modulo 2 pl. G de 80	Ñ.2G
	Modulo 2 pl. S de 90	Ñ.2S
	Modulo 3 pl. P de 50	Ñ.3P
	Modulo 3 pl. N de 60	Ñ.3N
	Brazo ÑICO de 10 cm (Izdo. o Dcho.)	Ñ.BR
	Funda de brazo (Opcional)	ÑF.BR
	Tumbona rinconera de 170 x 80 (izda. o dcha.)	Ñ.TUR
	Chaise Longe de 145 x 80 (izda. o dcha.)	Ñ.CH
	Puf cuadrado patas KATE 65x65 cm.	PUF
	Funda de Puf	F.P.
	Puf Chaise Longe patas KATE 80x65 cm.	PUF-CHL
	Funda de Puf chaise-longe	F.P.CHL
<b>COMPLEMENTOS (OPCIONALES)</b>		
	Cojín rectangular 50x30 cm.	CR-50
	Cojín rectangular 40x25 cm.	CR-40
	Cojín cuadrado 50x50 cm.	CC-50
	Cojín cuadrado 40x40 cm.	CC-40

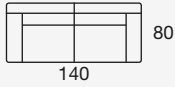
## SILLÓN Y SOFÁS



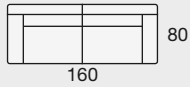
Sillón 1 pl. N  
de 60



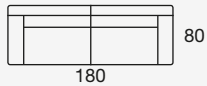
Sofá 2 pl. P  
de 50



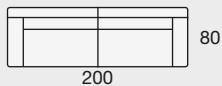
Sofá 2 pl. N  
de 60



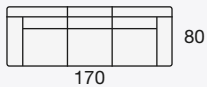
Sofá 2 pl. M  
de 70



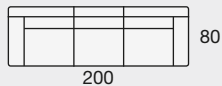
Sofá 2 pl. G  
de 80



Sofá 2 pl. S  
de 90

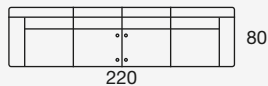


Sofá 3 pl. P  
de 50

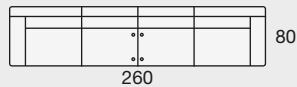


Sofá 3 pl. N  
de 60

## SOFÁ DE 4 PLAZAS

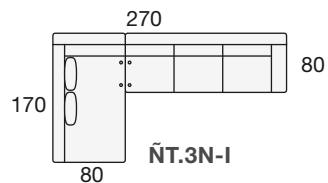
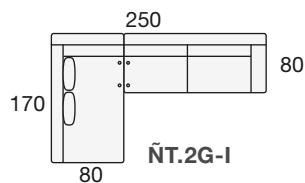
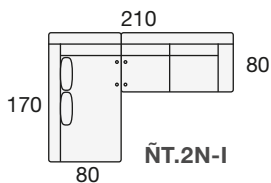
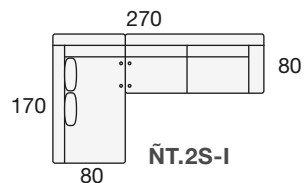
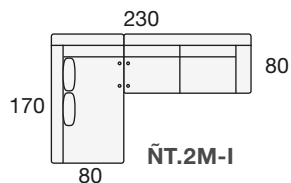
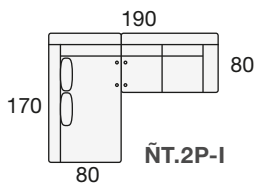


Sofá 4 pl. P  
de 50



Sofá 4 pl. N  
de 60

## COMPOSICIONES CON TUMBONA RINCONERA (TUR) IZQUIERDA



## COMPOSICIONES CON TUMBONA RINCONERA (TUR) DERECHA

