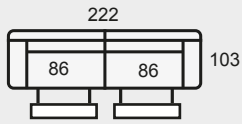
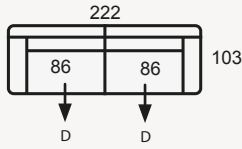


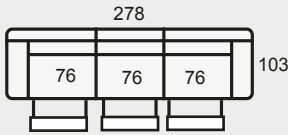
## HIT-1 COMPOSICIONES MÁS USUALES SOFÁS



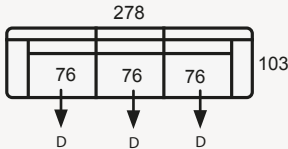
SOFA DE 2,22 + 2 RELAX MOTOR  
H1.S-2G + 2R



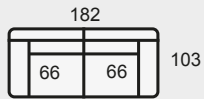
SOFA DE 2,22 + 2 DESLIZANTES  
H1.S-2G + 2D



SOFA DE 2,78 + 3 RELAX MOTOR  
H1.S-3M + 3R

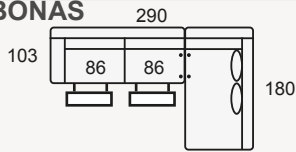


SOFA DE 2,78 + 3 DESLIZANTES  
H1.S-3M + 3D

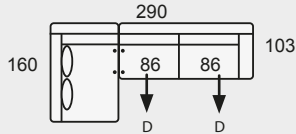


SOFA DE 1,82 DE 2P. NORMALES FIJOS  
H1.S-2N

## TUMBONAS

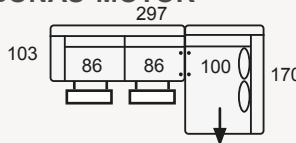


TUMBONA LARGA DE 2,90x1,80 DERECHA  
2P. GRANDES + 2 RELAX MOTOR  
H1.TL-2G.D + 2R

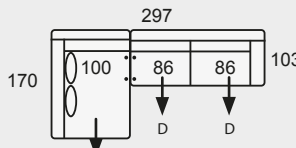


TUMBONA CORTA DE 2,90x1,60 IZDA.  
2P. GRANDES + 2 DESLIZANTES  
H1.TC-2G.I + 2D

## TUMBONAS-MOTOR

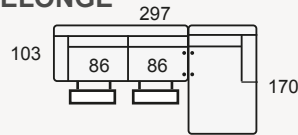


TUMBONA MOTOR DE 2,97x1,70 DERECHA  
2P. GRANDES + 2 RELAX MOTOR  
H1.TM-2G.D + 2R

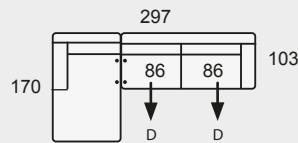


TUMBONA MOTOR DE 2,97x1,70 IZDA.  
2P. GRANDES + 2 DESLIZANTES  
H1.TM-2G.I + 2D

## CHAISELONGE

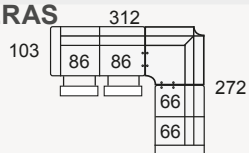


CHAISELONGE DE 2,97x1,70 DERECHA  
2P. GRANDES + 2 RELAX MOTOR  
H1.C-2G.D + 2R

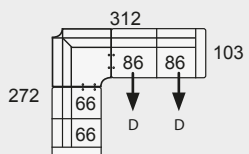


CHAISELONGE DE 2,97x1,70 IZDA.  
2P. GRANDES + 2 DESLIZANTES  
H1.C-2G.I + 2D

## RINCONERAS

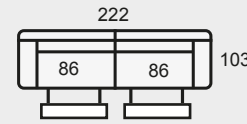


RINCONERA DE 3,12x2,72  
2P. GRANDES BR.I + 2 RELAX  
RINCONERA RECTA  
Y 2P. NORMALES FIJAS BR.D  
H1 2G.I+2R-RR-2N.D

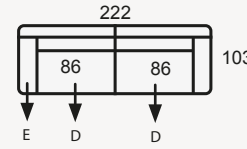


RINCONERA DE 3,12x2,72  
2P. GRANDES BR.D + 2 DESLIZANTES  
RINCONERA RECTA  
Y 2P. NORMALES FIJAS BR.I  
H1 2G.D+2D-RR-2N.I

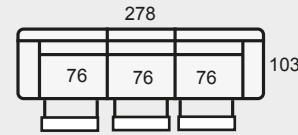
## HIT-3 COMPOSICIONES MÁS USUALES SOFÁS



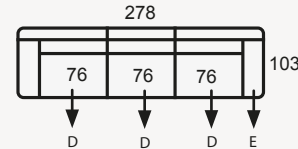
SOFA DE 2,22 + 2 RELAX MOTOR  
2 BRAZOS FIJOS  
H3.S-2G + 2R + 2BR.F



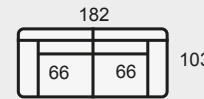
SOFA DE 2,22 + 2 DESLIZANTES  
2 BR. EXTRAÍBLES  
H3.S-2G + 2D + 2BR.E



SOFA DE 2,78 + 3 RELAX MOTOR  
2 BRAZOS FIJOS  
H3.S-3M + 3R + 2BR.F

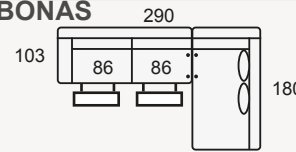


SOFA DE 2,78 + 3 DESLIZANTES  
BR.IZDO. FIJO - BR.DCHO. EXTRAÍBLE  
H3.S-3M + 3D + BR.I.F + BR.D.E

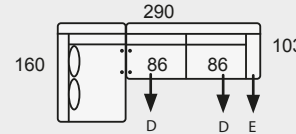


SOFA DE 1,82 DE 2P. NORMALES FIJOS  
2 BRAZOS FIJOS  
H3.S-2N + BR.F

## TUMBONAS

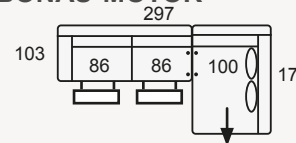


TUMBONA LARGA DE 2,90x1,80 DERECHA  
2P. GRANDES + 2 RELAX MOTOR  
BR.IZDO. FIJO  
H3.TL-2G.D + 2R + BR.I.F

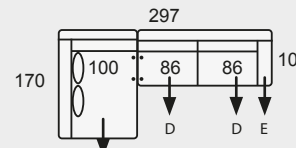


TUMBONA CORTA DE 2,90x1,60 IZDA.  
2P. GRANDES + 2 DESLIZANTES  
BR.DCHO. EXTRAÍBLE  
H3.TC-2G.I + 2D + BR.D.E

## TUMBONAS-MOTOR

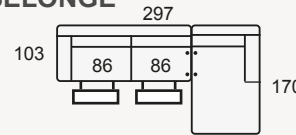


TUMBONA MOTOR DE 2,97x1,70 DERECHA  
2P. GRANDES + 2 RELAX MOTOR  
BR.IZDO. FIJO  
H3.TM-2G.D + 2R + BR.I.F

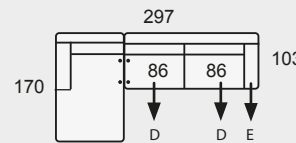


TUMBONA MOTOR DE 2,97x1,70 IZDA.  
2P. GRANDES + 2 DESLIZANTES  
BR.DCHO. EXTRAÍBLE  
H3.TM-2G.I + 2D + BR.D.E

## CHAISELONGE

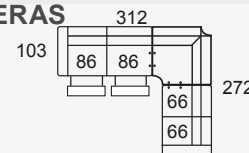


CHAISELONGE DE 2,97x1,70 DERECHA  
2P. GRANDES + 2 RELAX MOTOR  
BR.IZDO. FIJO  
H3.C-2G.D + 2R + BR.I.F

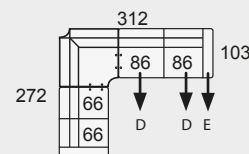


CHAISELONGE DE 2,97x1,70 IZDA.  
2P. GRANDES + 2 DESLIZANTES  
BR.DCHO. EXTRAÍBLE  
H3.C-2G.I + 2D + BR.D.E

## RINCONERAS



RINCONERA DE 3,12x2,72  
2P. GRANDES BR.I FIJO + 2 RELAX  
RINCONERA RECTA  
Y 2P. NORMALES FIJAS BR.D FIJO  
H3 2G.I.F + 2R-RR-2N.D.F



RINCONERA DE 3,12x2,72  
2P. GRANDES BR.DCHO. EXTRAÍBLE  
+ 2 DESLIZANTES  
RINCONERA RECTA  
Y 2P. NORMALES FIJAS BR.IZDO. FIJO  
H3 2G + 2D + BR.D.E -RR-2N.I.F